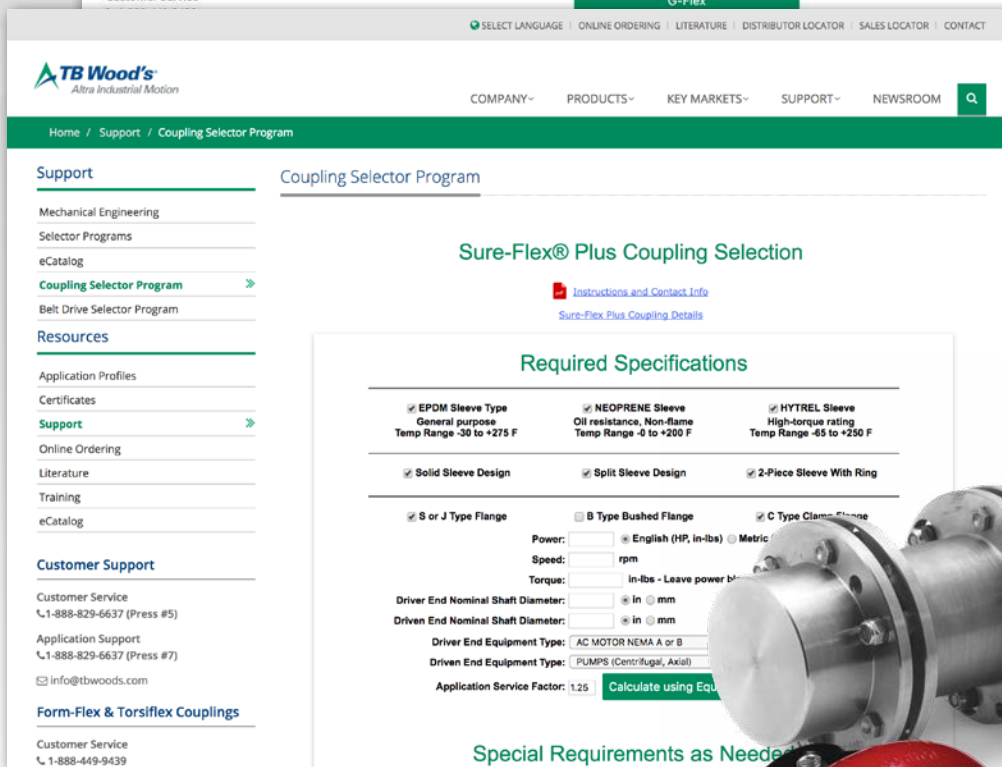


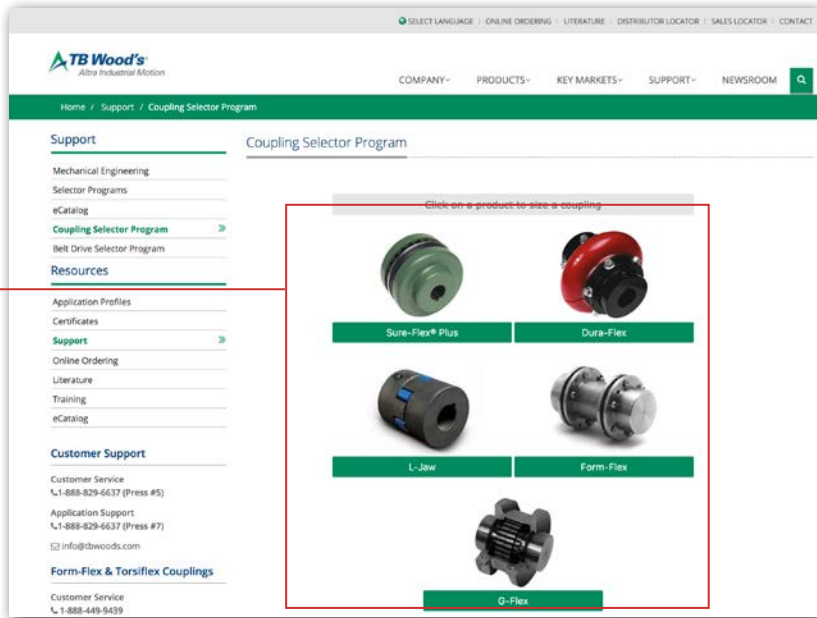
# Coupling Selector

Sure-Flex Plus<sup>®</sup>,  
Dura-Flex<sup>®</sup>,  
L-Jaw, G-Flex  
& Form-Flex<sup>®</sup>



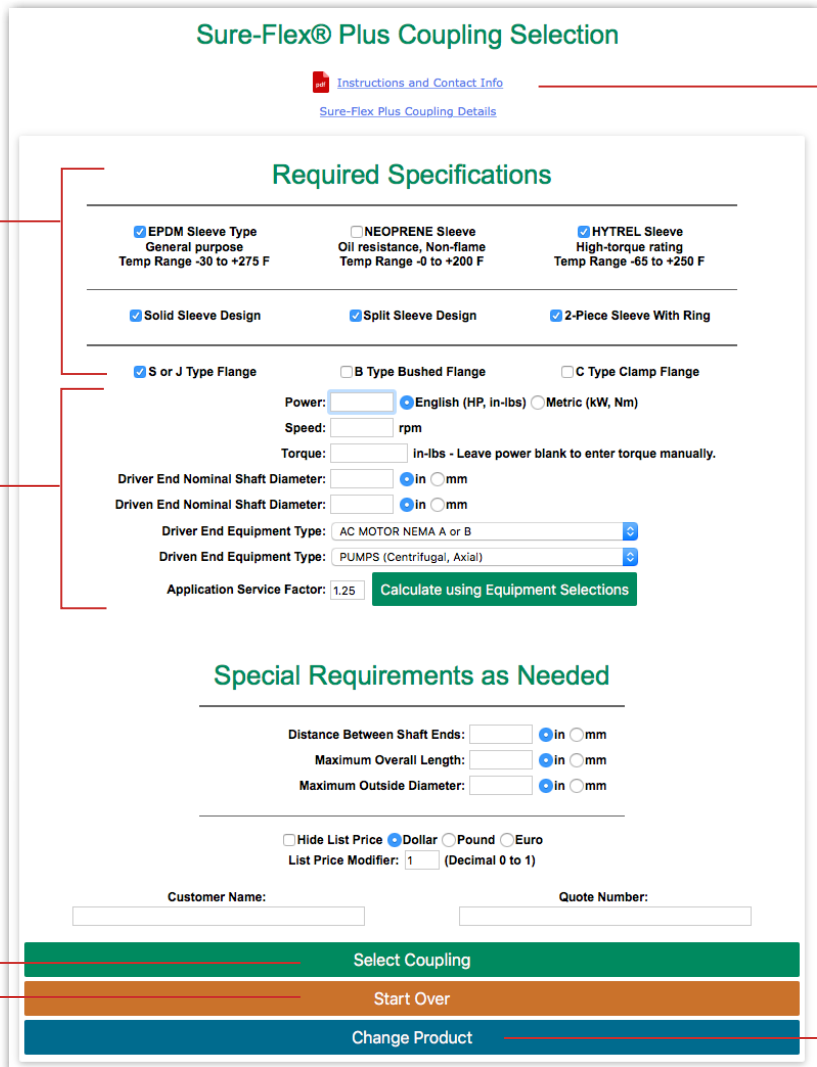
# Selecting the right coupling is fast and easy

[WWW.TBWOODS.COM/SUPPORT/COUPLING-SELECTOR-PROGRAM](http://WWW.TBWOODS.COM/SUPPORT/COUPLING-SELECTOR-PROGRAM)



## Coupling Selection

The Coupling Selector Program can be used for Sure-Flex Plus®, Dura-Flex®, L-Jaw, G-Flex & Form-Flex® products.



## Required Specifications

Select component types for a specific application or select all for many options.

## Application Data

Input data specific to the application for selecting the correct size coupling.

## Select Coupling

Once data is entered, the coupling can be selected.

## Start Over

Erase information to start over.

## Instructions & Contact Info

This brochure is available for reference by clicking the instruction link.

## Change Product

Return to the Coupling Type Selection page.

## Sure-Flex® Plus Coupling Selection

[Instructions and Contact Info](#)  
[Sure-Flex Plus Coupling Details](#)

### Entered Specifications

June 5, 2017, 3:14 pm

|                                                                 |                                                                              |                                                                      |
|-----------------------------------------------------------------|------------------------------------------------------------------------------|----------------------------------------------------------------------|
| EPDM Sleeve Type<br>General purpose<br>Temp Range -30 to +275 F | NEOPRENE Sleeve Type<br>Oil resistance, Non-flame<br>Temp Range -0 to +200 F | HYTREL Sleeve Type<br>High-torque rating<br>Temp Range -65 to +250 F |
| Solid Sleeve Design                                             | Split Sleeve Design                                                          | 2-Piece Sleeve With Ring                                             |

S and J Type Flange      B Type Bushed Flange      C Type Clamp Flange

Power (Horsepower): **10**  
 Speed (rpm): **3,600**  
 Torque (in-lbs): **175**  
 Driver End Nominal Shaft Dia. (in): **1.375**  
 Driven End Nominal Shaft Dia. (in): **1.250**  
 Driver End Equipment Type: **AC MOTOR NEMA A or B**  
 Driven End Equipment Type: **PUMPS - Centrifugal**  
 Application Service Factor: **1.25**  
 Selection Torque (in-lbs): **219**

### Special Requirements

Distance Between Shaft Ends (in): **N/A**  
 Maximum Overall Length (in): **N/A**  
 Maximum Outside Dia. (in): **N/A**

List Price Modifier = 1

Customer Name:

Quote Number:

[Modify Entered Data](#)

### Recommended Couplings

(There were 72 couplings found that meet your specifications.)  
 Showing couplings 1 to 10 sorted by list price. 1-10, [11-20](#), [21-30](#), [31-40](#), [41-50](#), [51-60](#), [61-70](#), [71-72](#)

| Size Sleeve                | Driver Flange | Driven Flange | OD in (mm)   | Rated Torque in-lbs (Nm) | Actual Service Factor | Max Speed rpm | DBSE min-max in (mm)    | OAL in (mm) | Weight lbs (Kg) | List Price |
|----------------------------|---------------|---------------|--------------|--------------------------|-----------------------|---------------|-------------------------|-------------|-----------------|------------|
| <a href="#">6JE 1pc</a>    | 6J138         | 6J114         | 4.00 (101.6) | 585 (66)                 | 3.34                  | 6,000         | .125-1.114 (3.18-28.30) | 3.35 (85.1) | 2.7 (1.22)      | \$124.00   |
| <a href="#">6JES split</a> | 6J138         | 6J114         | 4.00 (101.6) | 585 (66)                 | 3.34                  | 6,000         | .125-1.114 (3.18-28.30) | 3.35 (85.1) | 2.7 (1.22)      | \$128.00   |

### Selected Couplings

Several recommended coupling selections will be given for the specifications provided. Select one for further review.

[Modify Entered Data](#)

[Click here for more Recommended Selections](#)

### Coupling Drawing

A general assembly drawing will be supplied for the coupling selected.

### Item & Description

A general description, part number and weight of each item can be found in the bill of material.

### Part Number

By selecting a part number, you will be taken to the eCatalog page for that part for specifications and CAD drawings.

Customer Name: \_\_\_\_\_ Sure-Flex® PLUS Coupling Size 6  
 Quote Number: \_\_\_\_\_ June 29, 2015, 8:21 am

| OD in (mm)   | OAL in (mm) | G in (mm)     | DBSE in (mm) | Nominal Bore Dia. in (mm) | Bore Length(L) in (mm) | To Remove Sleeve(X) in (mm) |
|--------------|-------------|---------------|--------------|---------------------------|------------------------|-----------------------------|
| 4.00 (101.6) | 3.35 (85.0) | 0.875 (22.23) | .125 (3.18)  | 1.114 (28.29)             | N/A                    | 1.375 (34.92)               |
|              |             |               |              | 1.250 (31.75)             | 1.235 (31.37)          | 1.09 (27.7)                 |

| ITEM | DESCRIPTION               | PART NUMBER | WEIGHT lbs (Kg) | LIST PRICE |
|------|---------------------------|-------------|-----------------|------------|
| -    | COUPLING ASSEMBLY         |             | 2.67 (1.21)     | \$124.00   |
| 1    | 6JE EPDM SLEEVE (1 Piece) | 6J          | .40 (.18)       | \$40.00    |
| 2    | TYPE J FLANGE             | 6J138       | 1.09 (.49)      | \$42.00    |
| 3    | TYPE J FLANGE             | 6J114       | 1.18 (.53)      | \$42.00    |

| Operating Torque in-lbs (Nm) | Rated Torque in-lbs (Nm) | Design Service Factor | Actual Service Factor | Power hp (kW) | Operating Speed rpm | Rated Speed rpm | Static Torsional Stiffness in-in/rad | Maximum Misalignment Ang. Gap in (mm) | Par. Offset in (mm) |
|------------------------------|--------------------------|-----------------------|-----------------------|---------------|---------------------|-----------------|--------------------------------------|---------------------------------------|---------------------|
| 175 (20)                     | 450 (51)                 | 1.25                  | 2.57                  | 10.0 (7.5)    | 3,600               | 6,000           | 1,718                                | .070 (1.78)                           | .015 (.38)          |

Customer Name: \_\_\_\_\_ DuraFlex Coupling Size W63  
 Quote Number: \_\_\_\_\_ June 29, 2015, 8:21 am

| OD in (mm)   | OAL in (mm) | Min. DBSE in (mm) | Max DBSE in (mm) | Actual DBSE in (mm) | Nominal Bore Dia. in (mm) | Bore Length(L) in (mm) |
|--------------|-------------|-------------------|------------------|---------------------|---------------------------|------------------------|
| 4.24 (107.7) | 3.82 (97.5) | 4.31 (109.5)      | .250 (6.35)      | 0.820 (20.81)       | N/A                       | 1.375 (34.92)          |
|              |             |                   |                  | 1.250 (31.75)       | 1.250 (31.75)             | 1.09 (27.7)            |

| ITEM | DESCRIPTION      | PART NUMBER | WEIGHT lbs (Kg) | LIST PRICE |
|------|------------------|-------------|-----------------|------------|
| 1    | STANDARD ELEMENT | W63         | .80 (.36)       | \$205.40   |
| 2    | STANDARD HUB     | W63H38      | .65 (.30)       | \$134.00   |
| 3    | STANDARD HUB     | W63H14      | .78 (.35)       | \$134.00   |

| Operating Torque in-lbs (Nm) | Rated Torque in-lbs (Nm) | Design Service Factor | Actual Service Factor | Power hp (kW) | Operating Speed rpm | Rated Speed rpm | Static Torsional Stiffness in-in/rad | Maximum Misalignment Angular Degree | Parallel in (mm) |
|------------------------------|--------------------------|-----------------------|-----------------------|---------------|---------------------|-----------------|--------------------------------------|-------------------------------------|------------------|
| 175 (20)                     | 366 (41)                 | 1.25                  | 2.09                  | 10.0 (7.5)    | 3,600               | 7,500           | 4,710                                | 4.0                                 | .062 (1.57)      |

### DBSE or OAL Selection

By clicking on the DBSE or OAL selections for the Dura-Flex® general assembly drawing, you can change the view of your drawing to show the hub positioned with the hub facing in or out.

## TB Wood's Facilities

### North America

#### USA

440 North Fifth Avenue  
Chambersburg, PA 17201 - USA  
888-829-6637 \* 717-264-7161

*Belted Drives and Elastomeric Couplings*

#### Customer Service

1-888-829-6637 (Press #5)

#### For Application Support

1-888-829-6637 (Press #7)

2000 Clovis Barker Road  
San Marcos, TX 78666 - USA  
1-888-449-9439

*General Purpose Disc Couplings*

#### Customer Service

1-888-449-9439

4970 Joule St  
Reno, NV 89502 - USA  
775-857-1800

#### Canada

9779 45 Ave NW  
Edmonton, AB T6E 5V8 - Canada  
+1 780-439-7979

6305 Danville Road  
Mississauga, ON L5T 2H7 - Canada  
1-800-829-6631

1073 Rue Bégin  
Saint-Laurent, QC H4R 1V8 - Canada  
+1 514-332-4812

#### Mexico

Comisión Federal de Electricidad 850,  
Industrial San Luis,  
San Luis, S.L.P., 78395 - Mexico  
+52 444 137 1500

### Europe

Merchant Drive, Hertford  
Hertfordshire SG13 7BL - England  
+44(0)1992 501900

*Elastomeric Couplings*

## The Brands of Altra Industrial Motion

### Couplings

**Ameridrives**  
[www.ameridrives.com](http://www.ameridrives.com)

**Bibby Turboflex**  
[www.bibbyturboflex.com](http://www.bibbyturboflex.com)

**Guardian Couplings**  
[www.guardiancouplings.com](http://www.guardiancouplings.com)

**Huco**  
[www.huco.com](http://www.huco.com)

**Lamiflex Couplings**  
[www.lamiflexcouplings.com](http://www.lamiflexcouplings.com)

**Stromag**  
[www.stromag.com](http://www.stromag.com)

**TB Wood's**  
[www.tbwoods.com](http://www.tbwoods.com)

### Gear Cam Limit Switches

**Stromag**  
[www.stromag.com](http://www.stromag.com)

### Electric Clutches & Brakes

**Inertia Dynamics**  
[www.idicb.com](http://www.idicb.com)

**Matrix**  
[www.matrix-international.com](http://www.matrix-international.com)

**Stromag**  
[www.stromag.com](http://www.stromag.com)

**Warner Electric**  
[www.warnerelectric.com](http://www.warnerelectric.com)

### Linear Products

**Warner Linear**  
[www.warnerlinear.com](http://www.warnerlinear.com)

### Engineered Bearing Assemblies

**Kilian**  
[www.kilianbearings.com](http://www.kilianbearings.com)

### Heavy Duty Clutches & Brakes

**Industrial Clutch**  
[www.indclutch.com](http://www.indclutch.com)

**Twiflex**  
[www.twiflex.com](http://www.twiflex.com)

**Stromag**  
[www.stromag.com](http://www.stromag.com)

**Svendborg Brakes**  
[www.svendborg-brakes.com](http://www.svendborg-brakes.com)

**Wichita Clutch**  
[www.wichitaclutch.com](http://www.wichitaclutch.com)

### Belted Drives

**TB Wood's**  
[www.tbwoods.com](http://www.tbwoods.com)

### Gearing

**Bauer Gear Motor**  
[www.bauergears.com](http://www.bauergears.com)

**Boston Gear**  
[www.bostongear.com](http://www.bostongear.com)

**Delroyd Worm Gear**  
[www.delroyd.com](http://www.delroyd.com)

**Nuttall Gear**  
[www.nuttallgear.com](http://www.nuttallgear.com)

### Overrunning Clutches

**Formsprag Clutch**  
[www.formsprag.com](http://www.formsprag.com)

**Marland Clutch**  
[www.marland.com](http://www.marland.com)

**Stieber**  
[www.stieberclutch.com](http://www.stieberclutch.com)

Neither the accuracy nor completeness of the information contained in this publication is guaranteed by the company and may be subject to change in its sole discretion. The operating and performance characteristics of these products may vary depending on the application, installation, operating conditions and environmental factors. The company's terms and conditions of sale can be viewed at <http://www.altramotion.com/terms-and-conditions/sales-terms-and-conditions>. These terms and conditions apply to any person who may buy, acquire or use a product referred to herein, including any person who buys from a licensed distributor of these branded products.

©2018 by TB Wood's LLC. All rights reserved. All trademarks in this publication are the sole and exclusive property of TB Wood's LLC or one of its affiliated companies.